

Tuning into the correct layer of energy.

In Vastu we try to fit the energy field of a house or plot in their natural environment, but at the same time we understand the principle of mind over matter.

By the very act of defining the borders of a plot and defining a Mandala and projecting this Mandala on the ground, we define an energetic field and the level of energy in which we want to tune into. Before starting any construction we create the grid of the Vastu Purusha Mandala by our projection of the universal order on the earth. This is done mentally and by drawing the Mandala on the plan and on the land. Priests additionally perform a sacred ritual. This is called the metaphysical Vastu Purusha Mandala. Then there is a second Mandala created by the walls of the construction which is called the physical Vastu Purusha Mandala and is used as a grid for planning.

This does not mean that we create the energy lines by our mental activity. The energy lines are already there! There are many different energetic systems at different levels, with different octaves, energetic systems corresponding to different qualities of energy.

A 12 x 12 grid is a Sun grid, because 12 is the number of the sun. When you create a city or a village with this Mandala, you get a very bright energy—the energy of the sun. Where as other Mandalas have a different energy, an 8 x 8 Mandala is more subtle, more fine and not so shiny. This eight-fold square is the matrix on which all temples are based on, in Vastu. It is called Manduka Mandala. Manduka means frog. A frog does not have any ears. This function is taken over by the eyes. The frog indicates that sound and light have a common origin and are two different means of expression for the same original vibration of the *pranava* or *omkara*. *Pranava* is the transition from the subtle to the gross world. Only when space manifests, light and sound become two different manifestations. Both carry information but in two different manifestations, vibrating in two different frequencies. Sound has a much lower frequency than light.

Secular buildings are based on a nine fold square grid, which is called the Vastu Purusha Mandala. It consists of 81 squares forming the basis modules of Vedic architecture. All constructions of a house, columns or walls, should be erected on these energy grids. Each deviation from this basic pattern will result in disturbed energies in the house.

According to Vastu, the perfect room is square, and one should be able to fill its volume completely with cubes. Therefore, all rooms of a house should be constructed with the aid of equilateral, cube-shaped modules. In this way, the house can be a resonant body harmoniously reflecting the cosmic energies.

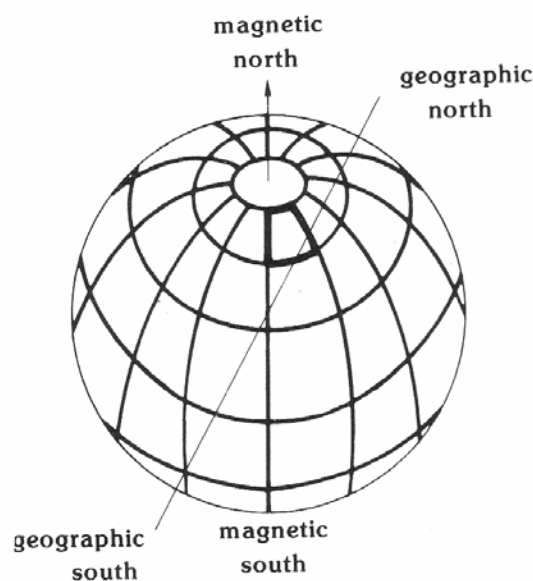
When we calculate the proportions and measures of a proper house or room we see that there are different possibilities of choosing units of measure. Depending on the unit of measurement you choose your results will be a proper measurement or an improper measurement. By choosing the proper unit of measurement you determine in which energetic grid or energy quality

you are tuning into. Therefore it is very important to choose not only the proper Mandala, but also the proper unit of measure.

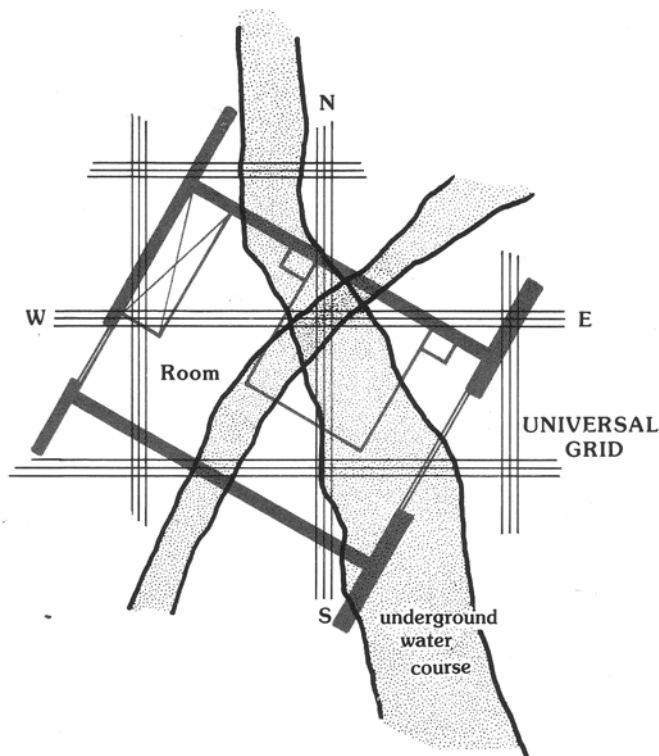
For example a butterfly has two antennae, which have a certain dimension, they are very small. A cat also has antennae (whiskers), but many. These antennae are actually dowsing rods. They are dowsing rods for a butterfly that tunes into a certain energy grid and orients his flying through the world, with them. He orientates himself on this level of reality.

A human orients itself on a different dimension, as we are larger. Our dimension is approximately 2 meters. The grid we have is the sum of 2m x 2m. This coincides with the Hartmann grid. The Hartmann Net appears as a structure of radiations rising vertically from the ground like invisible, patterns of standing walls of electromagnetic microwaves (Tesla waves) which do not move transversal but longitudinal. The pattern covers the earth like a fishnet and is oriented in a magnetic north-south and east-west direction.

Alternate lines are usually positively and negatively charged, so where the lines intersect it is possible to have double positive charges and double negative charges, or one positive and one negative charge.



It is the intersections that are seen to be a source of potential problems. Hartmann's dowsing indicated that if their intersections coincide with water veins, their potential lethal effect was greatly increased. Between these geometric lines lies a neutral zone, an unperturbed microclimate. This network penetrates everywhere, whether over open ground or through dwellings.

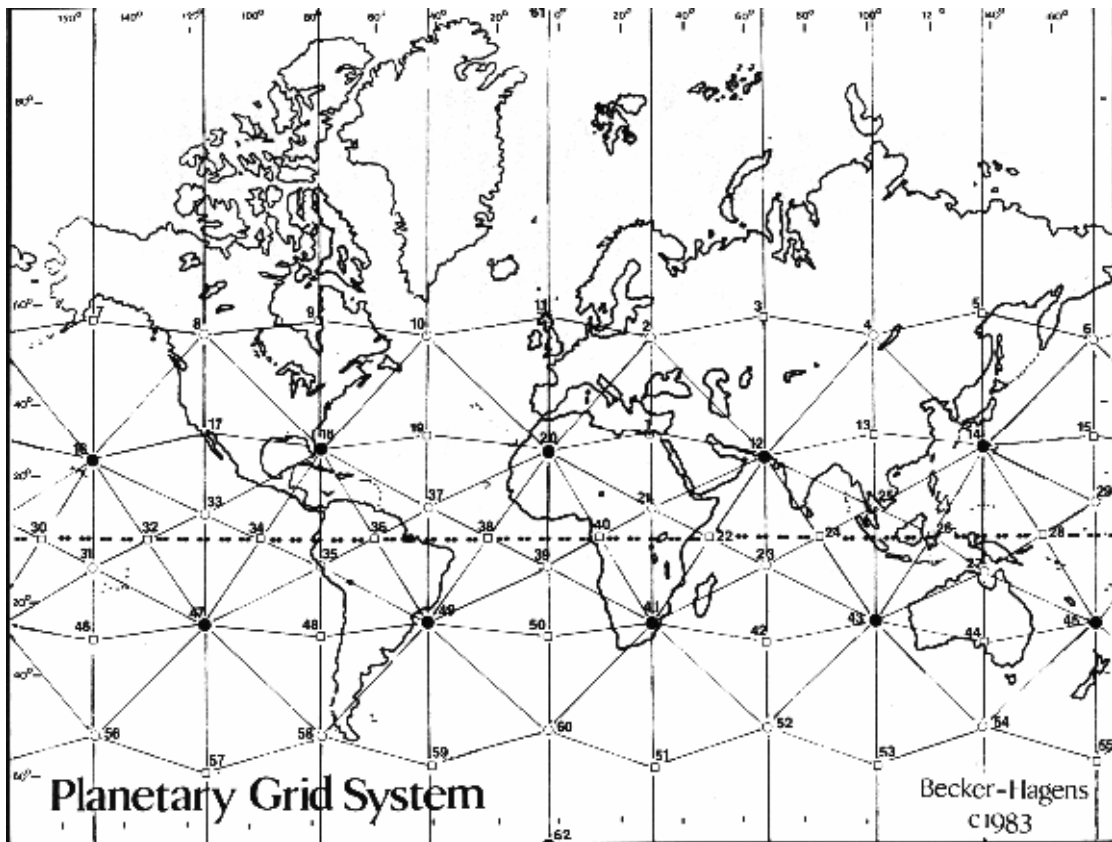


The North-South lines consists of a cold energy which acts slowly, corresponds to winter, and is related to cramps, humidity and all forms of rheumatism. The East-West lines have a hot, dry rapidly acting energy. It is related to fire and is linked to inflammation.

This is what we humans perceive the most, but for a butterfly it is irrelevant, he finds a much more subtle layer of energy. There are big energy or ley lines, which are 50 kilometres apart from each other. The intersections of even bigger energy lines called the Global Grid, which go through each continent, are places like the Bermuda Triangle.

The Planetary Grid is a "matrix of cosmic energy" that encircles the Earth. These lines and points match most of the earth's seismic fracture zones and ocean ridges as well as outlined worldwide atmospheric highs and lows, paths of migratory animals, gravitation anomalies, and even the sites of ancient cities. All the paths through the mountains were on these lines because they give energy. Sometimes the path was a little longer, but they gave the people energy to go. If you have to travel over a distance of 1000 kilometres you will not orientate on these small lines, which are everywhere, but you will take the big lines.

So it really depends on the dimension you are tuning into, what kind of energetic field you will find. First of all you have to fix the dimension, the unit of measurement and then you have to fix the exact geometry of the grid to



tune into the correct layer of energy.

This takes us deep into the energetic level in which there are different layers of energy. One is the Sun layer, another the Moon layer, each planet has its own layers of interrelated energetic etheric layers in the subtle world.

For houses a 9x9 grid is the most appropriate because this is the kind of vibration we need for our living space which determines the quality for the different rooms.

Behind Vastu is the amazing metaphysics of space and time, which is a great sacred science on which the whole mathematics of Vastu is based. The very deep laws of the cosmos can be formulated in very simple mathematical formulas. These formulas can be applied when building a house. Practically the same tools are used which God applied to create this universe, so the spirit of God will be present inside the space. This is assured when the proper mathematical formulas are applied by which the whole universe was created.

Essay by Manju Medha Magriplis
Copyright © Vastu Vidya Australa 2005